



# Results

## Woodchurch High School

Your results show how your answers compare to the 8 Gatsby Benchmarks. They can help you to identify strengths and areas for improvement.

### Benchmark 1

A stable careers programme

Your school has met 52% of the 17 assessment areas in benchmark 1

52%

Every school and college should have an embedded programme of career education and guidance that is known and understood by pupils, teachers, governors and employers.

**Your whole-school careers programme:**

**Achieved?**

Is written down

✓

Is approved by the board of governors

✓

Has the explicit backing of senior leadership

✓

Has resources allocated to it

✓

Has systematic monitoring in place

✓

Has both strategic and operational elements

×

[Show details](#)

## Benchmark 2

Learning from career & labour market information

Your school has met 0% of the 2 assessment areas in benchmark 2

0%

[Show details](#)

## Benchmark 3

Addressing the needs of each pupil

Your school has met 71% of the 7 assessment areas in benchmark 3

71%

Every pupil, and their parents, should have access to personalised guidance to ensure they know all the career paths and helpful information open to them.

**Your school:**

**Achieved?**

Provides a careers programme that:

Raises aspirations of all students

✓

Challenges stereotypical thinking (In terms of gender etc)

✓

Keeps systematic records on each pupils' experiences of career and enterprise activity

×

Enables pupils to access accurate record about their careers and enterprise experiences

×

Collects and maintains accurate data for each pupil on their destinations for 3 years after they leave school

✓

Shares above mentioned data with the local authority

✓

[Show details](#)

## Benchmark 4

Linking curriculum learning to careers

Your school has met 0% of the 4 assessment areas in benchmark 4

0%

[Show details](#)

## Benchmark 5

Encounters with employers & employees

Your school has met 0% of the 1 assessment area in benchmark 5

0%

[Show details](#)

## Benchmark 6

Experiences of workplaces

Your school has met 100% of the 1 assessment area in benchmark 6

100%

It's important for pupils to experience the workplace environment to understand the context in which they could one day be working.

**All/the overwhelming majority of pupils:**

**Achieved?**

Have had a meaningful experience of a workplace by the end of year 11

✓

---

### A guide to delivering on Benchmark 6

Download a guide to understanding this benchmark and developing your careers activities.

[Download guide to Benchmark 6 \[PDF\]](#)

[Show details](#)

## Benchmark 7

Encounters with further and higher education

Your school has met 16% of the 6 assessment areas in benchmark 7

16%

[Show details](#)

## Benchmark 8

Personal guidance

Your school has met 100% of the 1 assessment area in benchmark 8

100%

[Show details](#)

THE CAREERS &  
ENTERPRISE  
COMPANY



# COMPASS

## CAREERS BENCHMARK TOOL



Your  
school



Stable  
careers  
programme



Career  
information



Pupil  
needs



Curriculum



Employer  
encounters



Workplace  
experiences



Educational  
encounters



Personal  
guidance

## Results

6th February 2018

### Woodchurch High School

Your results show how your answers compare to the 8 Gatsby Benchmarks. They can help you to identify strengths and areas for improvement.

#### Benchmark 1

A stable careers programme

**52%**

Your school has met 52% of the 17 assessment areas in benchmark 1

Every school and college should have an embedded programme of career education and guidance that is known and understood by pupils, teachers, governors and employers.

Your whole-school careers programme: Achieved?

Is written down



Build and manage  
your careers plan  
with Tracker

Tracker, the careers planning tool, is available to your school because you are part of our Enterprise Advisor Network.

You can start creating a plan now, building on this Compass result. Your Enterprise Coordinator will be available to support you.

LAUNCH  
TRACKER

**Your whole-school careers programme: Achieved?**

Is approved by the board of governors ✓

Has the explicit backing of senior leadership ✓

Has resources allocated to it ✓

Has systematic monitoring in place ✓

Has both strategic and operational elements ✕

Is published on your school's website ✕

Is on the school's website with information aimed specifically at:

Students ✕

Teachers ✕

Employers ✕

Parents/Carers ✕

Is evaluated for effectiveness at least every 3 years ✓

Is evaluated using systematic feedback from:

Students ✓

Teachers ✓

Employers ✕

Parents/Carers ✕

**About Compass**

Compass helps you to plan your careers and enterprise work by benchmarking your current activity.

[Contact us by email](#)[More about Compass](#)[The Careers & Enterprise Company](#)[The Gatsby Good Career Guidance Report](#)[Printable Compass questions \[PDF\]](#)

[Show details](#)

National Average 2017 **4%**



## Benchmark 2

Learning from career & labour  
market information

**0%**

Your school has met 0% of the 2  
assessment areas in benchmark 2

Every pupil, and their parents, should have access to good quality information about future study options and labour market opportunities. They will need the support of an informed adviser to make best use of available information.

### Your school:

### Achieved?

Ensures the majority of students have used up-to-date career & labour market information to help inform study/career decisions.

×

Encourages parents and carers to use career path and labour market information to aid the support given to their children.

×

## A guide to delivering on Benchmark 2

Download a guide to understanding this benchmark and developing your careers activities.

[Show details](#)

National Average 2017 **30%**



### Benchmark 3

Addressing the needs of each pupil

**71%**

Your school has met 71% of the 7 assessment areas in benchmark 3

Every pupil, and their parents, should have access to personalised guidance to ensure they know all the career paths and helpful information open to them.

#### Your school:

#### Achieved?

Provides a careers programme that:

Raises aspirations of all students

✓

Challenges stereotypical thinking (In terms of gender etc)

✓

Keeps systematic records on each pupils' experiences of career and enterprise activity

×


Enables pupils to access accurate record about their careers and enterprise experiences

×

Collects and maintains accurate data for each pupil on their destinations for 3 years after they leave school

✓





Benchmark 4

Linking curriculum learning to careers

0%

Your school has met 0% of the 4 assessment areas in benchmark 4

Careers and enterprise education should be part of and included in a pupil's standard lessons, linking curriculum to real-world career paths.

Your school:	Achieved?
All/the overwhelming majority of students by the end of Year 9, have meaningfully experienced career learning as part of:	
English lessons	×
Maths lessons	×
Science lessons	×
PSHE lessons	×

A guide to delivering on Benchmark 4

Download a guide to understanding this benchmark

[Show details](#)

National Average 2017 **13%**



### Benchmark 5

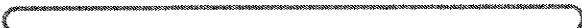
Encounters with employers & employees

**0%**

Your school has met 0% of the 1 assessment area in benchmark 5

[Show details](#)

National Average 2017 **37%**



### Benchmark 6

Experiences of workplaces

**100%**

Your school has met 100% of the 1 assessment area in benchmark 6

It's important for pupils to experience the workplace environment to understand the context in which they could one day be working.

**All/the overwhelming majority of pupils: Achieved?**

Have had a meaningful experience of a workplace by the end of year 11



---

A guide to delivering on Benchmark 6

[Show details](#)

National Average 2017 **39%**



## Benchmark 7

Encounters with further and higher education

**16%**

Your school has met 16% of the 6 assessment areas in benchmark 7

Careers provision should cover further and higher education as well as potential professions. Pupils should have encounters with these organisations whilst at school

**By they leave school all/the**

**overwhelming majority of pupils:**

**Achieved?**

Have had meaningful encounters with sixth form colleges

×

Have been provided with information about the full range of apprenticeships, including higher level apprenticeship

×

Have had meaningful encounters with general further education colleges

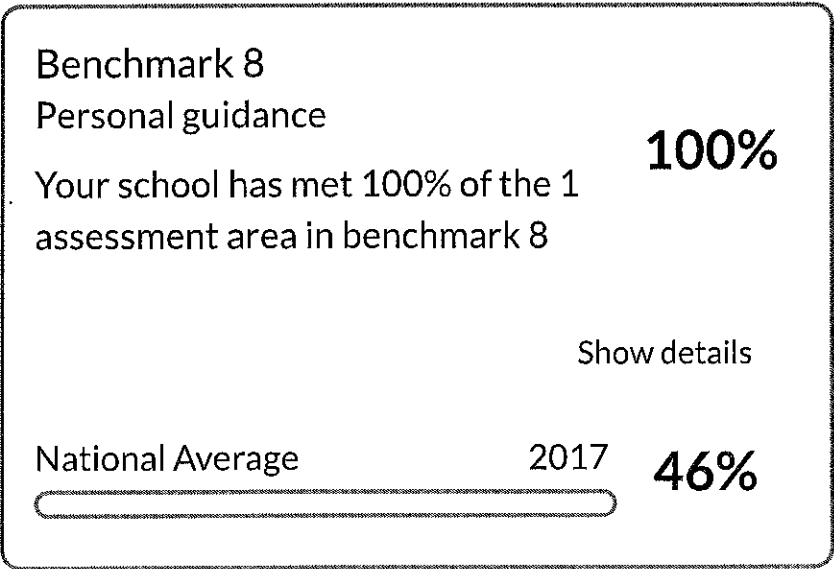

✓

Have had meaningful encounters with independent training providers

×

Have had meaningful encounters with universities

×



Share this report with your colleagues

<https://goo.gl/uGZscL>

COPY LINK

THE CAREERS &  
ENTERPRISE  
COMPANY





# Results

6th February 2018

## Woodchurch High School

Your results show how your answers compare to the 8 Gatsby Benchmarks. They can help you to identify strengths and areas for improvement.

### Benchmark 1

A stable careers programme

Your school has met 52% of the 17 assessment areas in benchmark 1

52%

Show details ▾

National Average

2017

4%

### Benchmark 2

Learning from career & labour market information

Your school has met 0% of the 2 assessment areas in benchmark 2

0%

Show details ▾

National Average

2017

30%

### Benchmark 3

Addressing the needs of each pupil

Your school has met 71% of the 7 assessment areas in benchmark 3

71%

Show details ▾

National Average

2017

9%

### Benchmark 4

Linking curriculum learning to careers

Your school has met 0% of the 4 assessment areas in benchmark 4

0%

Show details ▾

National Average

2017

13%

### Benchmark 5

Encounters with employers & employees

Your school has met 0% of the 1 assessment area in benchmark 5

0%

Show details ▾

National Average

2017

37%

### Benchmark 6

Experiences of workplaces

Your school has met 100% of the 1 assessment area in benchmark 6

100%

Show details ▾

National Average

2017

39%



### Benchmark 7

Encounters with further and higher education

Your school has met 16% of the 6 assessment areas in benchmark 7

16%

Show details ▾

National Average

2017

8%

### Benchmark 8

Personal guidance

Your school has met 100% of the 1 assessment area in benchmark 8

100%

Show details ▾

National Average

2017

46%

